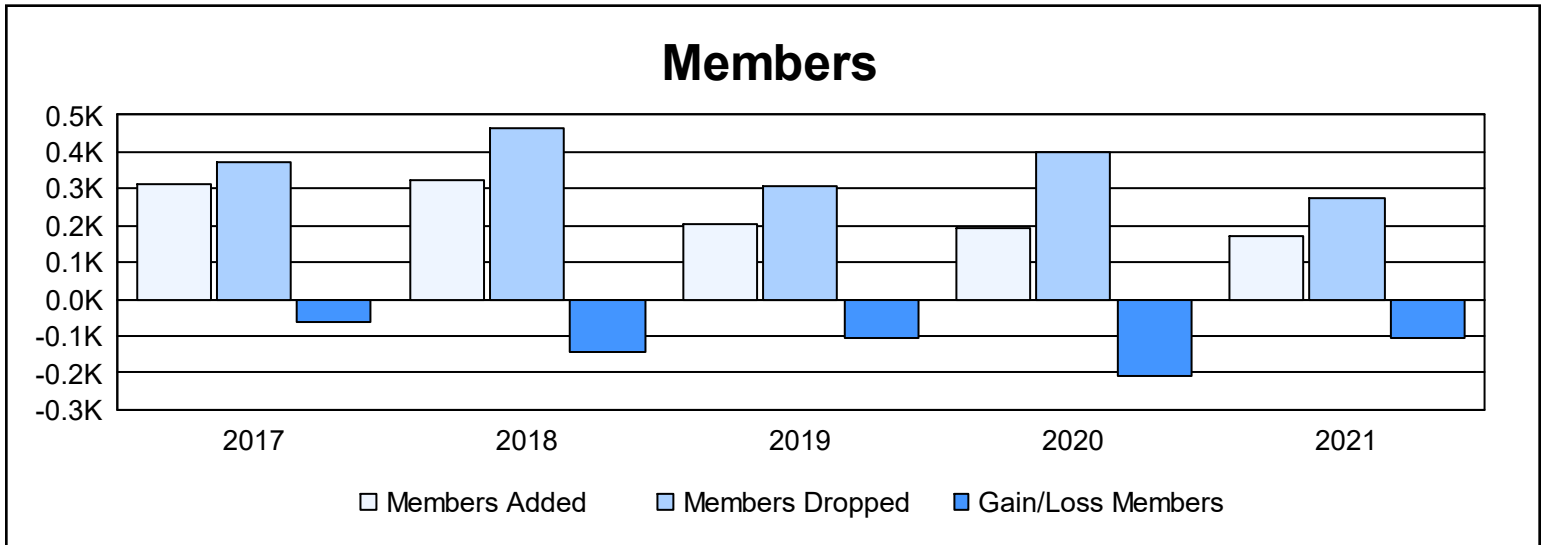
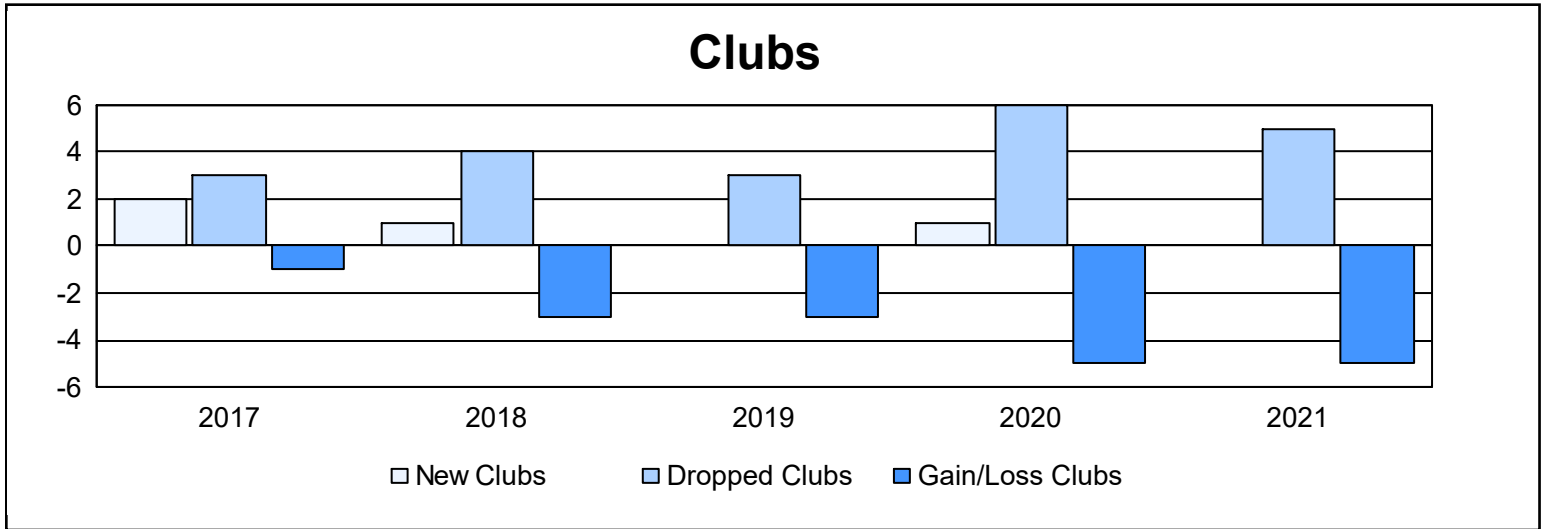
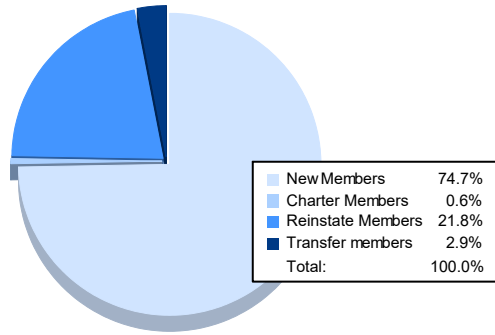


Year	New Clubs	Dropped Clubs	Gain/Loss Clubs	New Members	Charter Members	Reinstate Members	Transfer Members	Total Member Added	Total Members Dropped	Gain/Loss Members
2016-2017	2	3	-1	217	60	22	13	312	374	-62
2017-2018	1	4	-3	264	29	9	21	323	464	-141
2018-2019	0	3	-3	157	10	27	9	203	309	-106
2019-2020	1	6	-5	147	25	12	9	193	399	-206
2020-2021	0	5	-5	127	1	37	5	170	277	-107
<b>Average</b>	<b>1</b>	<b>4</b>	<b>-3</b>	<b>182</b>	<b>25</b>	<b>21</b>	<b>11</b>	<b>240</b>	<b>365</b>	<b>-124</b>



### Membership Composition June 2021 Cumulative



### Gender Composition June 2021 Cumulative

